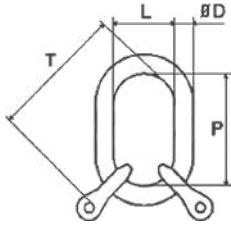


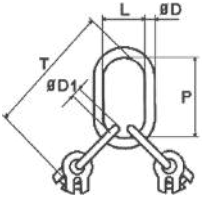
CP1 Masterlink / Bağlantı Halkası

Art. No:	Model	Zincir ölçüsü	D	P	L	T	Ağırlık	W.LL
			\perp Ø mm	Ø mm	mm	mm		
5890 18 06	CP1 06	6	13	110	60	140	0.58	1.120
5890 18 08	CP1 08	8	16	110	60	151	0.88	2.000
5890 18 10	CP1 10	10	18	135	75	185	1.35	3.150
5890 18 13	CP1 13	13	22	160	90	223	2.40	5.300
5890 18 16	CP1 16	16	26	180	100	257	4.00	8.000



CP2 Masterlink / Bağlantı Halkası

Art. No:	Model	Zincir ölçüsü	D	P	L	T	Ağırlık	W.LL	W.LL
			\wedge Ø mm	Ø mm	mm	mm			
5890 21 06	CP2 06	6	13	110	60	140	0.70	1.600	1.120
5890 21 08	CP2 08	8	18	135	75	176	1.40	2.800	2.000
5890 21 10	CP2 10	10	22	160	90	210	2.45	4.250	3.150
5890 21 13	CP2 13	13	26	180	100	243	4.20	7.500	5.300
5890 21 16	CP2 16	16	32	200	110	277	7.05	11.200	8.000



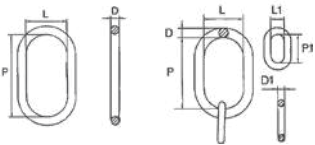
CP4 Masterlink / Bağlantı Halkası

Art. No:	Model	Zincir ölçüsü	D	P	L	D1	T	Ağırlık	W.LL	W.LL
			\wedge Ø mm	Ø mm	mm	mm	Ø mm			
5890 22 06	CP4 06	6	18	135	75	13	219	1.65	2.360	1.700
5890 22 08	CP4 08	8	22	160	90	16	271	3.20	4.250	3.000
5890 22 10	CP4 10	10	26	180	100	18	315	5.30	6.700	4.750
5890 22 13	CP4 13	13	32	200	110	22	378	9.40	11.200	8.000
5890 22 16	CP4 16	16	36	260	140	26	477	16.30	17.000	11.800



CO

COC



CO Masterlink / Bağlantı Halkası (1 Bacak)

Vinç kanca numarası	Art. No:	Model	Zincir ölçüsü	D	D1	P	P1	L	L1	Ağırlık	W.LL
				\perp Ø mm	mm	mm	mm	mm	mm		
Nr8'e kadar	5890 11 05	CO 8T1 06	6	13	-	180	-	100	-	0.60	1120
	5890 11 06	CO C8T1 08	8	18	-	180	-	100	-	1.06	2000
	5890 11 07	CO 8T1 10	10	20	-	180	-	100	-	1.32	3150
	5890 11 08	CO 8T1 13	13	22	-	180	-	100	-	1.62	5300
Nr16'ya kadar	5890 11 09	CO C16T1 06	6	20	13	260	54	140	25	2.02	1120
	5890 11 10	CO C16T1 08	8	20	16	260	70	140	34	2.20	2000
	5890 11 11	CO 16T1 10	10	22	-	260	-	140	-	2.21	3150
	5890 11 12	CO 16T1 13	13	26	-	260	-	140	-	3.18	5300
	5890 11 13	CO 16T1 16	16	30	-	260	-	140	-	4.30	8000
	5890 11 14	CO 16T1 18	18	35	-	260	-	140	-	5.97	10000
Nr25'e kadar	5890 11 15	CO C25T1 06	6	22	13	340	54	180	25	3.04	1120
	5890 11 16	CO C25T1 08	8	22	16	340	70	180	34	3.21	2000
	5890 11 04	CO C25T1 10	10	26	18	340	85	180	40	4.58	3150
	5890 11 17	CO C25T1 13	13	26	20	340	85	180	40	4.72	5300
	5890 11 18	CO C25T1 16	16	30	22	340	115	180	50	6.51	8000
5890 11 19	CO C25T1 18	18	40	26	340	140	180	65	11.81	10000	