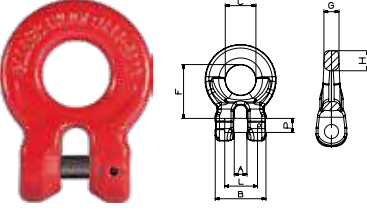


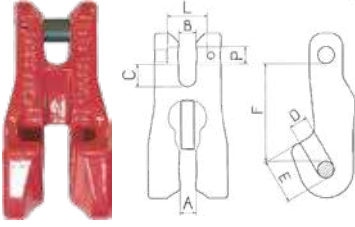
CZ Kanca Elamanı

Art. No:	Model	Zincir ölçüsü		A	C	F	G	H	P x L	Ağırlık	W.LL
		mm	inch								
5890 15 08	CZ 08	7-8	9/32 - 5/16	8.7	24	32	11	18	9.5 x 33.5	0.18	2000
5890 15 10	CZ 10	10	3/8	12.5	32	44	14	19	13.0 x 43.5	0.35	3150
5890 15 13	CZ 13	13	1/2	15	40	55	17	25	17.0 x 57.0	0.72	5300
5890 15 16	CZ 16	16	5/8	19	50	65	22	30	21.0 x 69.0	1.20	8000



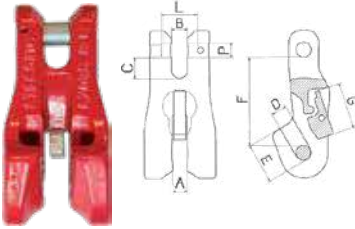
CPA Kanca Elamanı

Art. No:	Model	Zincir ölçüsü		A	B	C	F	G	H	P x L	Ağırlık	W.LL
		mm	inch									
5890 16 06	CPA 6	6	1/4	7.5	32	18	32	9.8	11	7.5 x 21	0.15	1120
5890 16 08	CPA 08	8	5/16	9.5	40	24	42.5	12	15	9 x 26	0.28	2000
5890 16 10	CPA 10	10	3/8	12	48	30	51.5	15.7	18	13 x 31.5	0.5	3150
5890 16 13	CPA 13	13	1/2	15.5	54	36	63.5	19	21.5	16 x 42	0.9	5300
5890 16 16	CPA 16	16	5/8	18	70	47	79.5	22.7	27.5	21 x 51.5	1.8	8000



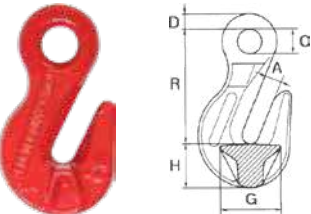
CX Kısaltma Aparatı

Art. No:	Model	Zincir ölçüsü		A	B	C	D	E	F	P x L	Ağırlık	W.LL
		mm	inch									
5890 03 06	CX 06	6	1/4	8	8	10	8	19	45	7.5 x 17.5	0.21	1120
5890 03 07	CX 07	7	9/32	9.5	9.5	10	9.5	23.5	56	9 x 22.5	0.48	1500
5890 03 08	CX 08	8	5/16	9.5	9.5	10	9.5	23.5	56	10 x 22.5	0.48	2000
5890 03 10	CX 10	10	3/8	12	12	14.5	12	32.5	78	13 x 31.5	1.12	3150
5890 03 13	CX 13	13	1/2	15.5	15.5	18	15.5	44	90	16 x 42	1.83	5300
5890 03 16	CX 16	16	5/8	19	21	21	19	50	106	21 x 51.5	2.83	8000



CX S Yarı Bağlantılı Kısaltma Aparatı

Art. No:	Model	Zincir ölçüsü		A	B	C	D	E	F	G	P x L	Ağırlık	W.LL
		mm	inch										
5890 03 06 - 1	CX 06 S	6	1/4	8	8	10	8	19	45	23	7.5 x 17.5	0.21	1120
5890 03 07 - 1	CX 07 S	7	9/32	9.5	9.5	10	9.5	23.5	56	29	9 x 22.5	0.48	1500
5890 03 08 - 1	CX 08 S	8	5/16	9.5	9.5	10	9.5	23.5	56	29	10 x 22.5	0.48	2000
5890 03 10 - 1	CX 10 S	10	3/8	12	12	14.5	12	32.5	78	36	13 x 31.5	1.12	3150
5890 03 13 - 1	CX 13 S	13	1/2	15.5	15.5	18	15.5	44	90	35	16 x 42	1.83	5300
5890 03 16 - 1	CX 16 S	16	5/8	19	21	21	19	50	106	38	21 x 51.5	2.83	8000



CD Kısaltma Kancası

Art. No:	Model	Zincir ölçüsü		A	D	G	H	O	R	P x L	Ağırlık	W.LL
		mm	inch									
5890 19 06	CD 06	6	1/4	8	8.5	22	22	13.5	53.5	0.18	1120	1120
5890 19 08	CD 08	7-8	9/32 - 5/16	10	10	30	24	16	60	0.23	2000	2000
5890 19 10	CD 10	10	3/8	13	11	44	31	21	80	0.59	3150	3150
5890 19 13	CD 13	13	1/2	17	16	53	38	26	104	1.24	5300	5300
5890 19 16	CD 16	16	5/8	20	19	64	60	30	129	2.6	8000	8000
5890 19 20	CD 20	20	3/4	23	22	85	65	36	153	4.2	12500	12500
5890 19 22	CD 22	22	7/8	26	30	87	71	42	184	5.35	15000	15000
5890 19 26	CD 26	26	1	30.5	36	100	90	55	213	13	21200	21200
5890 19 32	CD 32	32	1 1/4	38.5	44	160	112	59	245	30.5	31500	31500