



ZİNCİR SAPAN ve AKSESUARLARI

Grade 10 Zincir Sapan ve Aksesuarları
Grade 8 Zincir Sapan ve Aksesuarları
Paslanmaz Zincir Sapan ve Aksesuarları

GRADE 10 - ZİNCİR SAPAN ve AKSESUARLARI

Zincir Sapan Kapasite Tablosu

Zincir ölçüsü	1 bacaklı	1 bacaklı boğma sapan	2 bacaklı		2 bacaklı boğma sapan		3 bacaklı	4 bacaklı	Boğma sapanlar		Çember sapanlar
	1	0.8	1.4 0° < β ≤ 45°	1 45° < β ≤ 60°	1.12 0° < β ≤ 45°	0.8 45° < β ≤ 60°	2.1 0° < β ≤ 45°	1.5 45° < β ≤ 60°	1.6	1.4 0° < β ≤ 45°	2.1 0° < β ≤ 45°
mm	kg	kg	kg	kg	kg	kg	kg	kg	kg	kg	kg
6	1400	1120	2000	1400	1600	1120	3000	2120	2240	2000	3000
7	1900	1500	2650	1900	2120	1500	4000	2800	3000	2650	4000
8	2500	2000	3550	2500	2800	2000	5300	3750	4000	3550	5300
10	4000	3150	5600	4000	4250	3150	8400	6000	6300	5600	8400
13	6700	5300	9500	6700	7500	5300	14000	10000	10600	9500	14000
16	10000	8000	14000	10000	1200	8000	21200	15000	16000	14000	21200
20	16000	12800	22400	16000	17920	12800	33600	24000	25600	22400	33600
22	19000	15000	26500	19000	21200	15000	40000	28000	30000	26500	40000
26	26500	21200	37100	26500	29680	21200	55650	39750	42400	37100	55650
32	40000	31500	56000	40000	44800	31500	85000	60000	64000	56000	85000

CX Zincir



Art. No:	Model	Zincir ölçüsü		P	Tolerans	Li min.	Le maks.	Ağırlık	W.LL	M.P.F	f min.
		mm	inch								
L5790 00 06	CX 06	6	1/4	18	± 0.5	7.8	22.2	0.8	1400	56.5	4.8
L5790 00 07	CX 07	7	9/32	21	± 0.6	9.1	25.9	1.1	1900	77	5.6
L5790 00 08	CX 08	8	5/16	24	± 0.7	10.4	29.6	1.5	2500	101	6.4
L5790 00 10	CX 10	10	3/8	30	± 0.9	13	37	2.3	4000	157	8
L5790 00 13	CX 13	13	1/2	39	± 1.2	16.9	48.1	3.9	6700	265	10
L5790 00 16	CX 16	16	5/8	48	± 1.4	20.8	59.2	5.8	10000	402	13
L5790 00 20	CX 20	20	3/4	60	± 1.8	26	74	9	16000	628	16
L5790 00 22	CX 22	22	7/8	66	± 2.0	28.6	81.4	11	19000	760	18
L5790 00 26	CX 26	26	1	78	± 2.3	33.8	96.2	15	26500	1060	21
L5790 00 32	CX 32	32	1 1/4	96	± 2.9	41.6	118	24.3	40000	1570	26

EN 818-4 Emniyet kat sayısı 4:1

KESKİN KÖŞE UYGULAMASI ve KAPASİTE KAYBI

Zincir Köşe Kullanımı	R ≥ zincir çapı x2	R ≥ Tek zincir çapı	Keskin köşe
Kapasite kaybı	1	0,7	0,5

	Hafif darbe	Orta darbe	Ağır darbe
Darbesele yük			
Kapasite kaybı	1	0,7	Kullanılmaz

ZİNCİR SAPAN KULLANIM ÖRNEKLERİ



CMX Masterlink / Bağlantı Halkası

Art. No:	Model	Zincir ölçüsü		D mm	P mm	L mm	Ağırlık kg	W.L.L ± 0° kg	W.L.L ∧ 0°-45° kg
		⊥ Ø mm	∧ Ø mm						
L5790 03 07	CMX 0706	7	6	13	110	60	0.34	1900	2000
L5790 03 08	CMX 0807	8	7	16	110	60	0.53	2500	2650
L5790 03 10	CMX 1008	10	8	18	135	75	0.80	4000	3550
L5790 03 13	CMX 1310	13	10	22	160	90	1.60	6700	5600
L5790 03 16	CMX 1613	16	13	26	180	100	2.46	10000	9500
L5790 03 18	CMX 1816	18	16	32	200	110	4.14	12500	14000
L5790 03 20	CMX 2018	20	18	36	260	140	6.22	16000	17500
L5790 03 22	CMX 2220	22	20	40	300	160	8.95	19000	22400
L5790 03 26	CMX 2622	26	22	45	340	180	12.82	26500	26500
L5790 03 32	CMX 3226	32	26	51	350	190	16.55	40000	37100
L5790 03 36	CMX 3632	36	32	57	400	200	20	50000	56000

CMCX Kúpeli Masterlink / Bağlantı Halkası

Art. No:	Model	Zincir ölçüsü ∧ Ø mm	D mm	P mm	L mm	D1 mm	P1 mm	L1 mm	Ağırlık kg	W.L.L ∧ 0°-45° kg	W.L.L 45°-60° kg
L5790 04 08	CMCX 08	8	22	160	90	16	70	34	2.32	5300	3750
L5790 04 10	CMCX 10	10	26	180	100	18	85	40	3.52	8000	6000
L5790 04 13	CMCX 13	13	32	200	110	22	115	50	6.26	14000	10000
L5790 04 16	CMCX 16	16	36	260	140	26	140	65	9.56	21200	15000
L5790 04 20	CMCX 20	20	50	350	190	32	150	70	22.65	33600	24000
L5790 04 22	CMCX 22	22	50	350	190	36	170	75	25.19	40000	28000
L5790 04 26	CMCX 26	26	57	400	200	40	170	80	36.01	55650	39750
L5790 04 32	CMCX 32	32	71	460	250	50	200	100	45	85000	60000

CPX1 Masterlink / Bağlantı Halkası

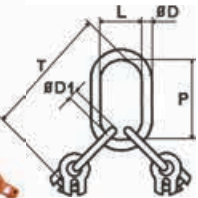
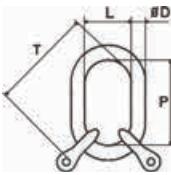
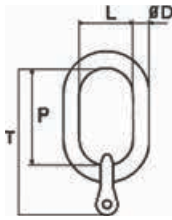
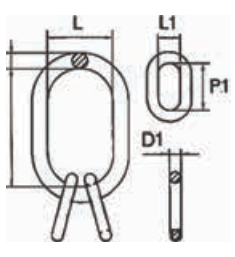
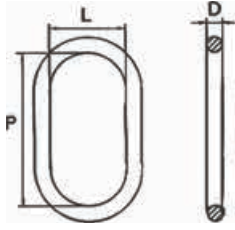
Art. No:	Model	Zincir ölçüsü ⊥ Ø mm	Ø D mm	P mm	L mm	T mm	Ağırlık kg	W.L.L kg
L5790 14 07	CPX1 107	7	16	110	60	151	0.88	1900
L5790 14 08	CPX1 108	8	16	110	60	151	0.88	2500
L5790 14 10	CPX1 110	10	18	135	75	185	1.35	4000
L5790 14 13	CPX1 113	13	22	160	90	223	2.40	6700
L5790 14 16	CPX1 116	16	26	180	100	257	4.00	10000

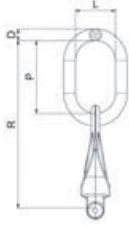
CPX2 Masterlink / Bağlantı Halkası

Art. No:	Model	Zincir ölçüsü ∧ Ø mm	Ø D mm	P mm	L mm	T mm	Ağırlık kg	W.L.L 0°-45° kg	W.L.L 45°-60° kg
L5790 16 07	CPX2 207	7	18	135	75	176	1.40	2650	1900
L5790 16 08	CPX2 208	8	18	135	75	176	1.40	3550	2500
L5790 16 10	CPX2 210	10	22	160	90	210	2.45	5600	4000
L5790 16 13	CPX2 213	13	26	180	100	243	4.20	9500	6700
L5790 16 16	CPX2 216	16	32	200	110	277	7.05	14000	10000

CPX4 Masterlink / Bağlantı Halkası

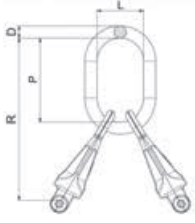
Art. No:	Model	Zincir ölçüsü ∧ Ø mm	Ø D mm	P mm	L mm	Ø D1 mm	T mm	Ağırlık kg	W.L.L 0°-45° kg	W.L.L 45°-60° kg
L5790 18 07	CPX4 407	7	22	160	90	16	271	3.20	4000	2800
L5790 18 08	CPX4 408	8	22	160	90	16	271	3.20	5300	3750
L5790 18 10	CPX4 410	10	26	180	100	18	315	5.30	8000	6000
L5790 18 13	CPX4 413	13	32	200	110	22	378	9.40	14000	10000
L5790 18 16	CPX4 416	16	36	260	140	26	477	16.30	21200	15000





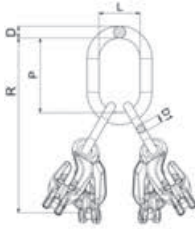
CDFXA1 Masterlink / Bağlantı Halkası

Art. No:	Model	Zincir ölçüsü	D	L	P	R	Ağırlık	W.LL
		mm	mm	mm	mm	mm	kg	kg
L5790 19 06	CDFXA 106	6	13	60	110	195	0.60	1400
L5790 19 07	CDFXA 107	7	13	60	110	232	1	1900
L5790 19 08	CDFXA 108	8	16	60	110	232	1.20	2500
L5790 19 10	CDFXA 110	10	18	75	135	295	2	4000
L5790 19 13	CDFXA 113	13	22	90	160	364	4.30	6700
L5790 19 16	CDFXA 116	16	26	100	180	412	7.30	10000



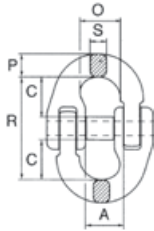
CDFXA2 Masterlink / Bağlantı Halkası

Art. No:	Model	Zincir ölçüsü	D	L	P	R	Ağırlık	W.LL	W.LL
		mm	mm	mm	mm	mm	kg	0°-45° kg	45°-60° kg
L5790 21 06	CDFXA 206	6	13	60	110	195	0.95	2000	1400
L5790 21 07	CDFXA 207	7	16	60	110	230	1.80	2650	1900
L5790 21 08	CDFXA 208	8	18	75	135	255	2.20	3550	2500
L5790 21 10	CDFXA 210	10	22	90	160	320	4	5600	4000
L5790 21 13	CDFXA 213	13	26	100	180	382	7.70	9500	6700
L5790 21 16	CDFXA 216	16	32	110	200	430	13.5	14000	10000



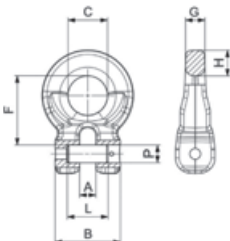
CDFXA4 Masterlink / Bağlantı Halkası

Art. No:	Model	Zincir ölçüsü	D	L	P	D1	R	Ağırlık	W.LL	W.LL
		mm	mm	mm	mm	mm	mm	kg	0°-45° kg	45°-60° kg
L5790 22 06	CDFXA 406	6	18	75	135	13	270	2.50	3000	2120
L5790 22 07	CDFXA 407	7	22	90	160	16	350	4.70	4050	2800
L5790 22 08	CDFXA 408	8	22	90	160	16	350	4.70	5300	3750
L5790 22 10	CDFXA 410	10	26	100	180	18	425	8.60	8000	6000
L5790 22 13	CDFXA 413	13	32	110	200	22	520	17.0	14000	10000
L5790 22 16	CDFXA 416	16	36	140	260	26	635	29.0	21200	15000



CLX Bağlantı Elmanı

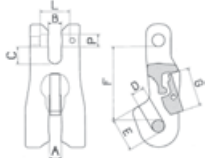
Art. No:	Model	Zincir ölçüsü	A	C	O	R	P	S	Ağırlık	W.LL
		mm inch	mm	mm	mm	mm	mm	mm	kg	kg
L5790 01 06	CLX 06	6 1/4	14	18	18	45	8	7.5	0.07	1400
L5790 01 07	CLX 07	7 9/32	17.8	20	20.5	50.5	10.2	9	0.14	1900
L5790 01 08	CLX 08	8 5/16	19	25.5	23.5	62	11.5	10	0.20	2500
L5790 01 10	CLX 10	10 3/8	23.8	30	27.5	72	12.6	12.6	0.35	4000
L5790 01 13	CLX 13	13 1/2	28	36	33.3	87.3	19	16.7	0.74	6700
L5790 01 16	CLX 16	16 5/8	34.3	40.5	39.5	105	20.6	20.6	1.16	10000
L5790 01 20	CLX 20	20 3/4	42	46	46	113	29	25	2.50	16000
L5790 01 22	CLX 22	22 7/8	49	55	58	133	30	28	3.10	19000
L5790 01 26	CLX 26	26 1	57	85	70	192	40	30	6.80	26500
L5790 01 32	CLX 32	32 1 1/4	80	84.5	94.1	206	47	35	11.5	40000



CPAX Bağlantı Elmanı

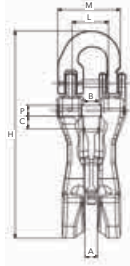
Art. No:	Model	Zincir ölçüsü	A	B	C	F	G	H	P x L	Ağırlık	W.LL
		mm inch	mm	mm	mm	mm	mm	mm	mm	kg	kg
L5790 10 06	CPAX 06	6 1/4	7.5	32	18	32	9.8	11	7.5 x 21	0.15	1400
L5790 10 07	CPAX 07	7 9/32	9.5	40	24	42.5	12	15	9 x 26	0.28	1900
L5790 10 08	CPAX 08	8 5/16	9.5	40	24	42.5	12	15	10 x 26	0.28	2500
L5790 10 10	CPAX 10	10 3/8	12	48	30	51.5	15.7	18	13 x 31.5	0.5	4000
L5790 10 13	CPAX 13	13 1/2	15.5	54	36	63.5	19	21.5	16 x 42	0.9	6700
L5790 10 16	CPAX 16	16 5/8	18	70	47	79.5	22.7	27.5	21 x 51.5	1.8	10000

CXX Kısaltma Aparatı



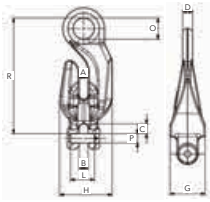
Art. No:	Model	Zincir ölçüsü		A	B	C	D	E	F	G	PxL	Ağırlık		W.LL
		mm	inch									mm	kg	
L5790 33 06	CXX 06	6	1/4	8	8	10	8	19.5	45	23	7.5 x 17.5	0.21	1400	
L5790 33 07	CXX 07	7	9/32	9.5	9.5	10	9.5	23.5	56	29	9 x 22.5	0.48	1900	
L5790 33 08	CXX 08	8	5/16	9.5	9.5	10	9.5	23.5	56	29	10 x 22.5	0.48	2500	
L5790 33 10	CXX 10	10	3/8	12	12	14.5	12	32.5	78	36	13 x 31.5	1.12	4000	
L5790 33 13	CXX 13	13	1/2	15.5	15.5	18	15.5	44	90	35	16 x 42	1.83	6700	
L5790 33 16	CXX 16	16	5/8	19	21	21	19	50	106	38	21 x 51.5	2.83	10000	

CXXL Yarı Bağlantılı Kısaltma Aparatı



Art. No:	Model	Zincir ölçüsü		A	B	C	D	E	F	G	H	I	M	P x L	Ağırlık		W.LL
		mm	inch												mm	kg	
L5790 09 07	CXXL 07S	7	9/32	9.5	9.5	10	9.5	23.5	56	29	158	8.5	44.5	9 x 34	0.82	1900	
L5790 09 08	CXXL 08S	8	5/16	9.5	9.5	10	9.5	23.5	56	29	164	10	50	10 x 34	0.85	2500	
L5790 09 10	CXXL 10S	10	3/8	12	12	14.5	12	32.5	78	36	193	12.5	60.5	13 x 39	1.61	4000	
L5790 09 13	CXXL 13S	13	1/2	15.5	15.5	18	15.5	44	90	35	249.5	16	76	16 x 53	3.27	6700	
L5790 09 16	CXXL 16S	16	5/8	19	21	21	19	50	106	38	303	20	97	21 x 70	5.75	10000	

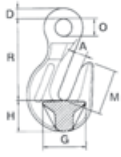
CDFX Kısaltma Aparatı



Art. No:	Model	Zincir ölçüsü		A	B	C	D	G	O	R	H	PxL	Ağırlık		W.LL
		mm	inch										mm	kg	
L5790 12 06	CDFX 06	6	1/4	8	7.5	8.8	9	29	18	85	37	7.5 x 17.5	0.30	1400	
L5790 12 07	CDFX 07	7	9/32	10.5	10	11.5	12	39	24	122.5	54	9 x 22.5	0.67	1900	
L5790 12 08	CDFX 08	8	5/16	10.5	10	11	12	39	24	122	54	10 x 22.5	0.67	2500	
L5790 12 10	CDFX 10	10	3/8	13	12	15	14.5	50	31	160	70	13 x 31.5	1.30	4000	
L5790 12 13	CDFX 13	13	1/2	16	15.5	17.5	18	64	37	204	92	16 x 42	3.00	6700	
L5790 12 16	CDFX 16	16	5/8	20	18.5	21.5	24	80	48	232	102	21 x 51.5	5.20	10000	

CDX - CDXS Kısaltma Kancası

Art. No:	Model	Model	Zincir ölçüsü		A	D	G	H	O	R	M	Ağırlık		W.LL
			mm	inch								mm	kg	
L5790 05 06	CDX 06	CDX 06S	6	1/4	8	8.5	22	22	13.5	53.5	35.5	0.18	1400	
L5790 05 07	CDX 08	CDX 08S	7	9/32	10	11	30	28	17	70	47	0.40	2500	
L5790 05 08	CDX 08	CDX 08S	8	5/16	10	11	30	28	17	70	47	0.40	2500	
L5790 05 10	CDX 10	CDX 10S	10	3/8	13	15	44	34	22	86.5	55	0.88	4000	
L5790 05 13	CDX 13	CDX 13S	13	1/2	17	18	53	47	26	110.5	81	1.95	6700	
L5790 05 16	CDX 16	CDX 16S	16	5/8	19	21	64	60	32	129	92	3.20	10000	
L5790 05 20	CDX 20		20	3/4	23.5	23	85	64	39	153.5	100	4.9	16000	
L5790 05 22	CDX 22		22	7/8	26	30	87	71	42	184	115	7.5	19000	
L5790 05 26	CDX 26		26	1	30.5	36	100	90	55	213	127	13	26500	
L5790 05 32	CDX 32		32	1 1/4	38.5	44	160	112	59	245	200	30.5	40000	

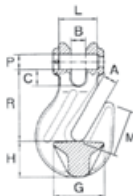


CDX

CDXS

CFX - CFXS Kısaltma Kancası

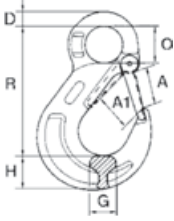
Art. No:	Model	Model	Zincir ölçüsü		A	B	C	G	H	R	M	P x L	Ağırlık		W.LL
			mm	inch									mm	kg	
L5891 03 06	CFX 06	CFX 06S	6	1/4	8	8	8.8	22	22	51.5	35.5	7.5 x 17.5	0.20	1400	
L5891 03 07	CFX 07	CFX 07S	7	9/32	10	10	11.4	30	28	66.5	47	9 x 22.5	0.44	1900	
L5891 03 08	CFX 08	CFX 08S	8	5/16	10	10	10.9	30	28	66	47	10 x 22.5	0.44	2500	
L5891 15 10	CFX 10	CFX 10S	10	3/8	13	13	15	44	34	79.9	55	13 x 31.5	0.96	4000	
L5891 15 13	CFX 13	CFX 13 S	13	1/2	17	17	17.5	53	47	105.4	81	16 x 42	2.10	6700	
L5891 15 16	CFX 16	CFX 16S	16	5/8	19	19	18.3	64	60	111.8	92	21 x 51.5	3.40	10000	
L5891 15 20	CFX 20		20	3/4	23.5	23	22	85	65	118	100	24 x 61.5	5.20	16000	
L5891 15 22	CFX 22		22	7/8	26	26	25	92	68	154	120	26 x 72	7.80	19000	



CFX

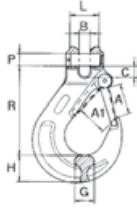
CFXS

CAX Emniyet Mandallı Kanca



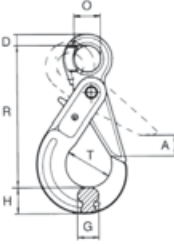
Art. No:	Model	Zincir ölçüsü		A	A1	D	G	H	O	R	Ağırlık	W.LL
		mm	inch									
L5790 06 06	CAX 06	6	1/4	26	19	10	16	20	20.5	81	0.25	1400
L5790 06 07	CAX 07	7	9/32	33	26	11	19	29	25	101	0.50	2500
L5790 06 08	CAX 08	8	5/16	33	26	11	19	29	25	101	0.50	2500
L5790 06 10	CAX 10	10	3/8	40	31	16	26	33	34	131	0.97	4000
L5790 06 13	CAX 13	13	1/2	51	40	19	33	42	43	159	1.90	6700
L5790 06 16	CAX 16	16	5/8	56	45	24.5	40	50	50	183	3.30	10000
L5790 06 20	CAX 20	20	3/4	60	52	27	48	53	55	203	4.50	16000
L5790 06 22	CAX 22	22	7/8	70	62	29	50	60	60	224	7.10	19000
L5790 06 26	CAX 26	26	1	77	73	35	60	75	70	257	12	26500
L5790 06 32	CAX 32	32	1 1/4	102	94	42	73	91	84	335	27.74	40000

CBX Emniyet Mandallı Kanca



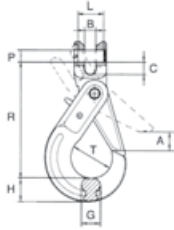
Art. No:	Model	Zincir ölçüsü		A	A1	B	C	G	H	R	PxL	Ağırlık	W.LL
		mm	inch										
L5790 02 06	CBX 06	6	1/4	26	19	7.2	8	15	20	69	7.5 x 17.5	0.310	1400
L5790 02 07	CBX 07	7	9/32	34	26	9.5	10	19	28	95	9 x 22.5	0.640	1900
L5790 02 08	CBX 08	8	5/16	34	26	9.5	10	19	28	95	10 x 22.5	0.615	2500
L5790 02 10	CBX 10	10	3/8	40	31	12	13.5	25	33	110	13 x 29.5	1.175	4000
L5790 02 13	CBX 13	13	1/2	51	40	15	17	30	40	136	16 x 37	2.115	6700
L5790 02 16	CBX 16	16	5/8	56	45	18	22	37	48	155	20 x 52	3.480	10000
L5790 02 20	CBX 20	20	3/4	60	53	23	26	51	52	185	24 x 73	6.800	16000
L5790 02 22	CBX 22	22	7/8	70	62	25	29	50	63	210	26 x 72	9.110	19000

CROX Gövde Mandallı Kanca



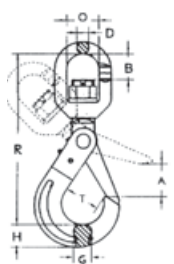
Art. No:	Model	Zincir ölçüsü		A	D	G	H	O	R	T	Ağırlık	W.LL
		mm	inch									
L5790 08 06	CROX 06	7	9/32	28	11	16	21	21	109	35	0.50	1400
L5790 08 07	CROX 08	8	5/16	34	12	20	26	25	135	43	0.96	2500
L5790 08 08	CROX 10	10	3/8	45	16	25	30	33	168	56	1.65	4000
L5790 08 10	CROX 13	13	1/2	51	20	35	40	40	205	69	3.25	6700
L5790 08 13	CROX 16	16	5/8	60	27	36	50	50	251	80	6.10	10000
L5790 08 16	CROX 20	20	3/4	70	30	60	67	60	290	90	9.80	16000
L5790 08 22	CROX 22	22	7/8	80	32	62	70	70	322	100	14.40	19000

CRFX Gövde Mandallı Kanca



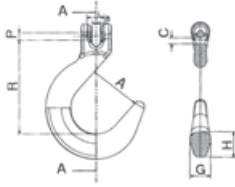
Art. No:	Model	Zincir ölçüsü		A	B	C	G	H	R	T	PxL	Ağırlık	W.LL
		mm	inch										
L5790 07 06	CRFX 06	6	1/4	28	7	8	16	21	94	35	7.5 x 17.5	0.50	1400
L5790 07 07	CRFX 07	7	9/32	34	9	10	20	26	123	43	9 x 22.5	0.95	1900
L5790 07 08	CRFX 08	8	5/16	34	9	10	20	26	123	43	10 x 22.5	0.95	2500
L5790 07 10	CRFX 10	10	3/8	45	12	14	25	30	143	56	13 x 31.5	1.60	4000
L5790 07 13	CRFX 13	13	1/2	51	15	17	35	40	180	69	16 x 42	3.20	6700
L5790 07 16	CRFX 16	16	5/8	60	19	19	36	50	215	80	21 x 51.5	6.00	10000
L5790 07 20	CRFX 20	20	3/4	70	23	26	60	67	253	90	24 x 73	9.8	16000
L5790 07 22	CRFX 22	22	7/8	82	26	32	62	70	287	100	26 x 72	14.4	19000

CRGX Fırdöndülü Güvenlik Mandallı Kanca



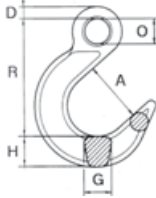
Art. No:	Model	Zincir ölçüsü		R	A	B	O	D	G	H	T	Ağırlık	W.LL
		mm	inch										
L5790 20 06	CRGX 06	6	1/4	158	28	23	36	13	16	21	35	0.6	1400
L5790 20 07	CRGX 07	7	9/32	182	34	27	36	13	20	26	43	1.1	2500
L5790 20 08	CRGX 08	8	5/16	182	34	27	36	13	20	26	43	1.1	2500
L5790 20 10	CRGX 10	10	3/8	217	45	35	42	16	25	30	56	2.0	4000
L5790 20 13	CRGX 13	13	1/2	271	54	43	50	21	35	40	69	4.0	6700
L5790 20 16	CRGX 16	16	5/8	320	62	58	62	24	38	50	80	6.8	10000

CYFX Geniş Ağızlı Kanca



Art. No:	Model	Zincir ölçüsü		A	B	C	G	H	R	P x L	Ağırlık	W.L.L
		mm	inch	mm	mm	mm	mm	mm	mm	mm	kg	kg
L5790 13 06	CYFX 06	6	1/4	53.5	8.5	6.5	22	26	91	7.5 x 17.5	0.70	1400
L5790 13 07	CYFX 07	7	9/32	64	10	11.5	26	31	120.4	9 x 22.5	1.10	1900
L5790 13 08	CYFX 08	8	5/16	64	10	11.5	26	31	120.4	10 x 22.5	1.10	2500
L5790 13 10	CYFX 10	10	3/8	76	13	15	30	34	131	13 x 31.5	1.70	4000
L5790 13 13	CYFX 13	13	1/2	89	17	17.5	40	44.5	148	16 x 42	3.60	6700
L5790 13 16	CYFX 16	16	5/8	101	19	21.5	45	50.5	198.5	21 x 51.5	5.60	10000

CYX Geniş Ağızlı Kanca



Art. No:	Model	Zincir ölçüsü		A	D	G	H	O	R	Ağırlık	W.L.L
		mm	inch	mm	mm	mm	mm	mm	mm	kg	kg
L5791 11 06	CYX 06	6	1/4	53.5	11.5	22	26	15	102.5	0.61	1400
L5791 11 07	CYX 07	7	9/32	62	13.5	25	29	24	128	0.92	2500
L5791 11 08	CYX 08	8	5/16	62	13.5	25	29	24	128	0.92	2500
L5791 11 10	CYX 10	10	3/8	76	14	23	30	32	150	1.77	4000
L5791 11 13	CYX 13	13	1/2	89	19	38	40	27	173	2.82	6700
L5791 11 16	CYX 16	16	5/8	102	24	45	48	47	210	5.03	10000
L5791 11 20	CYX 20	20	3/4	114	28	54	60	56	260	7.6	16000
L5791 11 22	CYX 22	22	7/8	127	32	63	70	55	275	12.3	19000
L5791 11 26	CYX 26	26	1	136	35	72	80	62	305	17.9	26500
L5791 11 32	CYX 32	32	1 1/4	153	38	84	95	70	330	27.3	40000

CKPX Kanca Kilit Kiti



Model	Zincir ölçüsü	CKPX 06	CKPX 06B	CKPX 07	CKPX 08	CKPX 10	CKPX 10B	CKPX 10F	CKPX 13	CKPX 13B	CKPX 13F	CKPX 16	CKPX 16B	CKPX 16F	CKPX 20	CKPX 20B	CKPX 22
		mm	inch	mm	mm	mm	mm	mm	mm	mm	mm	mm	mm	mm	mm	mm	mm
Uyumlu modeller	mm	6	6	7	8	10	10	10	13	13	13	16	16	16	20	20	22
	inch	1/4	1/4	9/32	5/16	3/8	3/8	3/8	1/2	1/2	1/2	5/8	5/8	5/8	3/4	3/4	7/8
		CFX	CBX	CBX	CBX	CRFX	CBX	CFX	CRF	CBX	CFX	CRFX	CBX	CFX	CFX	CBX	CBX
		CRFX		CFX	CFX	CXX		CYFX	CXX		CYFX				CRFX		
		CXX		CRFX	CRFX			CDFXA			CDFX				CDFXA		CRFX
		CYFX		CXX	CXX			CFDXA			CFDXA				CFDXA		
		CDFX		CYFX	CYFX			CDFXA			CDFXA				CDFXA		
		CDFXA		CDFX	CDFX						CDFXA						
		CDFXA		CDFXA	CDFXA												
		CDFXA		CDFXA	CDFXA												

CKSLX Kanca Kilit Kiti

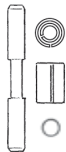


Model	Zincir ölçüsü	CKSLX 06	CKSLX 07	CKSLX 08	CKSLX 10	CKSLX 13	CKSLX 16	CKSLX 20	CKSLX 22
		mm	mm	mm	mm	mm	mm	mm	mm
Zincir ölçüsü	mm	6	7	8	10	13	16	20	22
	inch	1/4	9/32	5/16	3/8	1/2	5/8	3/4	7/8
Uyumlu modeller		CRFX	CRFX	CRFX	CRFX	CRFX	CRFX	CRFX	CRFX
		CROX	CRFX	CRFX	CROX	CROX	CROX	CROX	CROX
		CRGX	CROX	CROX	CRGX	CRGX	CRGX		
		CRGX	CRGX						

CKX Kanca Kilit Kiti



Model	Zincir ölçüsü		Uyumlu modeller
	mm	inch	
CKX 06	6	1/4	CXX
CKX 07	7	9/32	CXX
			CXXL
CKX 08	8	5/16	CXX
			CXXL
CKX 10	10	3/8	CXX
			CXXL
CKX 13	13	1/2	CXX
			CXXL
CKX 16	16	5/8	CXX
			CXXL



CLKX Kanca Kilit Kiti

Model	Zincir ölçüsü		Uyumlu modeller
	mm	inch	
CLKX 06	6	1/4	CLX 06
CLKX 07	7	9/32	CLX 07
			CXXL 07
CLKX 08	8	5/16	CLX 08
			CXXL 08
CLKX 10	10	3/8	CLX 10
			CXXL 10
CLKX 13	13	1/2	CLX 13
			CXXL 13
CLKX 16	16	5/8	CLX 16
			CXXL 16
CLKX 20	20	3/4	CLX 20
CLKX 22	22	7/8	CLX 22
CLKX 26	26	1	CLX 26



CKSX Kanca Kilit Kiti

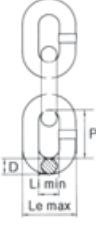
Model	Zincir ölçüsü		Uyumlu modeller
	mm	inch	
CKSX 06	6	1/4	CAX
			CBX
CKSX 07	7	9/32	CAX
			CBX
CKSX 08	8	5/16	CAX
			CBX
CKSX 10	10	3/8	CAX
			CBX
CKSX 13	13	1/2	CAX
			CBX
CKSX 16	16	5/8	CAX
			CBX
CKSX 20	20	3/4	CAX
			CBX
CKSX 22	22	7/8	CAX
			CBX
CKSX 26	26	1	CAX

GRADE 8 - ZİNCİR SAPAN ve AKSESUARLARI

Zincir Sapan Kapasite Tablosu

Zincir ölçüsü	1 bacaklı	2 bacaklı		3 - 4 bacaklı		Boğma sapanlar		Çember sapanlar
	1	1.4 0° < β ≤ 45°	1 45° < β ≤ 60°	2.1 0° < β ≤ 45°	1.5 45° < β ≤ 60°	1.6	1.4 0° < β ≤ 45°	2.1 0° < β ≤ 45°
mm	kg	kg	kg	kg	kg	kg	kg	kg
6	1120	1600	1120	2360	1700	1800	1600	2360
7	1500	2120	1500	3150	2240	2500	2120	3150
8	2000	2800	2000	4250	3000	3150	2800	4250
10	3150	4250	3150	6700	4750	5000	4250	6700
13	5300	7500	5300	11200	8000	8500	7500	11200
16	8000	11200	8000	17000	11800	12500	11200	17000
20	12500	17000	12500	26500	19000	20000	17000	26500
22	15000	21200	15000	31500	22400	23600	21200	31500
26	21200	30000	21200	45000	31500	33500	30000	45000
32	31500	45000	31500	67000	47500	50000	45000	67000

C Zincir



Art. No:	Model	Zincir ölçüsü		P	Tolerans	Li min.	Le maks.	Ağırlık	W.LL	M.PF	B.F.	f min.
		mm	inc	mm	mm	mm	mm	kg / m	kg	KN	KN	mm
5890 00 06	C 06	6	1/4	18	± 0.5	7.8	22.2	0.8	1120	28.3	45.2	4.8
5890 00 07	C 07	7	9/32	21	± 0.6	9.1	25.9	1.1	1500	38.5	61.6	5.6
5890 00 08	C 08	8	5/16	24	± 0.7	10.4	29.6	1.4	2000	50.3	80.4	6.4
5890 00 10	C 10	10	3/8	30	± 0.9	13	37	2.2	3150	78.5	126	8
5890 00 13	C 13	13	1/2	39	± 1.2	16.9	48.1	3.8	5300	133	212	10
5890 00 16	C 16	16	5/8	48	± 1.4	20.8	59.2	5.7	8000	201	322	13
5890 00 20	C 20	20	3/4	60	± 1.8	26	74	9	12500	314	503	16
5890 00 22	C 22	22	7/8	66	± 2.0	28.6	81.4	10.9	15000	380	608	18
5890 00 26	C 26	26	1	78	± 2.3	33.8	96.2	15.2	21200	531	849	21
5890 00 32	C 32	32	1 1/4	96	± 2.9	41.6	118	23	31500	804	1290	26
5890 00 36	C 36	36	-	108	-	46.8	133	29	40000	1020	1630	-

EN 818-4 Emniyet kat sayısı 4:1

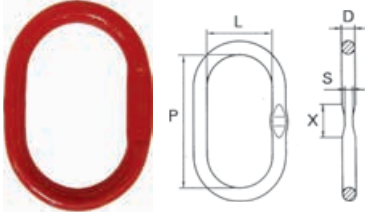
KESKİN KÖŞE UYGULAMASI ve KAPASİTE KAYBI

Zincir Köşe Kullanımı	R ≥ zincir çapı x2	R ≥ Tek zincir çapı	Keskin köşe
Kapasite kaybı	1	0,7	0,5
Darbesele yük	Hafif darbe	Orta darbe	Ağır darbe
Kapasite kaybı	1	0,7	Kullanılmaz

ZİNCİR SAPAN KULLANIM ÖRNEKLERİ

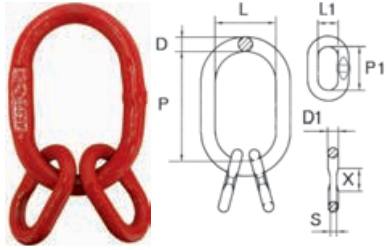


CM - CMS Masterlink / Bağlantı Halkası



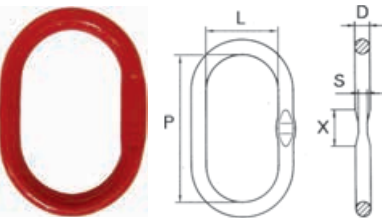
Art. No:	Model	Model	Zincir ölçüsü		D	P	L	S x X	Ağırlık	W.LL	W.LL
			\perp Ø mm	\wedge Ø mm							
L5890 01 06	CM 0706	CMS 0706	7	6	13	110	60	8x25	0.34	1500	1600
L5890 01 07	CM 0807	CMS 0807	8	7	16	110	60	8x25	0.53	2000	2120
L5890 01 08	CM 1008	CMS 1008	10	8	18	135	75	8x35	0.915	3150	2800
L5890 01 10	CM 1310	CMS 1310	13	10	22	160	90	11.5x35	1.60	5300	4250
L5890 01 13	CM 1613	CMS 1613	16	13	26	180	100	14x46	2.46	8000	7500
L5890 01 16	CM 1816	CMS 1816	18	16	32	200	110	18x46	4.14	10000	11200
L5890 01 18	CM 2018		20	18	36	260	140		6.22	12500	14000
L5890 01 20	CM 2220		22	20	40	300	160		8.95	15000	17000
L5890 01 22	CM 2622		26	22	45	340	180		12.82	21200	21200
L5890 01 26	CM 3226		32	26	51	350	190		16.55	31500	30000
L5890 01 32	CM 3632		36	32	57	400	200		27.01	40000	45000
L5890 01 36	CM 4036		40	36	60	430	220		27.07	50000	56000

CMC - CMCS Masterlink / Bağlantı Halkası



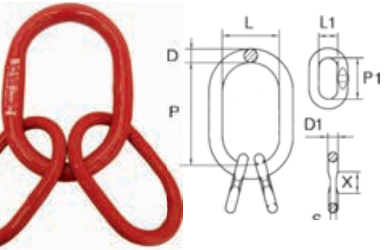
Art. No:	Model	Model	Zincir ölçüsü		D	P	L	D1	P1	L1	S x X	Ağırlık	W.LL	W.LL
			\wedge Ø mm	mm										
L5890 02 06	CMC 0706	CMCS 0706	6-7	18	135	75	13	54	25	8x25	1.315	3150	2240	
L5890 02 07	CMC 0807	CMCS 0807	8	22	160	90	16	70	34	8x25	2.32	4250	3000	
L5890 02 08	CMC 1008	CMCS 1008	10	26	180	100	18	85	40	11.5x35	3.52	6700	4750	
L5890 02 10	CMC 1310	CMCS 1310	13	32	200	110	22	115	50	14x35	6.26	11200	8000	
L5890 02 13	CMC 1613	CMCS 1613	16	36	260	140	26	140	65	18x46	9.56	17000	11800	
L5890 02 16	CMC 1816	CMCS 1816	18	45	340	180	32	150	70		18.92	21200	15000	
L5890 02 18	CMC 2018		20	51	350	190	32	150	70		22.65	26500	19000	
L5890 02 20	CMC 2220		22	51	350	190	36	170	75		25.19	31500	22400	
L5890 02 22	CMC 2622		26	57	400	200	40	170	80		36.01	45000	31500	
L5890 02 26	CMC 3226		32	70	460	250	50	200	100		64.40	67000	47500	

CN - CNS Masterlink / Bağlantı Halkası

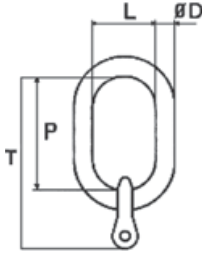


Art. No:	Model	Model	Zincir ölçüsü		D	P	L	S x X	Ağırlık	W.LL
			\perp Ø mm	\wedge Ø mm						
L5890 12 07	CN 0807	CNS 0807	8	7	14	120	70	8x25	0.44	2700
L5890 12 08	CN 1008	CNS 1008	10	8	16	140	80	8x25	0.67	3500
L5890 12 10	CN 1310	CNS 1310	13	10	20	160	95	11.5x35	1.20	5500
L5890 12 13	CN 1613	CNS 1613	16	13	27	190	110	14x45	2.65	9400
L5890 12 16	CN 2016	CNS 2016	20	16	33	230	130	18x45	4.80	14200
L5890 12 20	CN 2220		22	20	38	275	150		7.50	22300
L5890 12 22	CN 2622		26	22	45	340	180		12.80	33500
L5890 12 26	CN 3226		32	26	50	350	190		16.50	40800
L5890 12 32	CN 3632		36	32	60	400	200		27.00	56800

CNC - CNCS Masterlink / Bağlantı Halkası

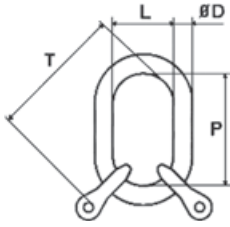


Art. No:	Model	Model	Zincir ölçüsü		D	P	L	D1	P1	L1	S x X	Ağırlık	W.LL
			\wedge Ø mm	mm									
L5890 17 07	CNC 07	CNCS 07	7	20	160	95	14	120	70	8x25	2.90	5500	
L5890 17 08	CNC 08	CNCS 08	8	23	160	110	16	140	80	8x25	3.10	6700	
L5890 17 10	CNC 10	CNCS 10	10	27	190	110	20	160	95	11.5x35	5.00	9400	
L5890 17 13	CNC 13	CNCS 13	13	33	230	130	27	190	110	14x45	10.00	14200	
L5890 17 16	CNC 16	CNCS 16	16	38	275	150	33	230	130	18x45	17.00	22300	
L5890 17 20	CNC 20		20	45	340	180	38	275	150		27.80	33500	
L5890 17 22	CNC 22		22	50	350	190	45	340	180		42.20	40800	
L5890 17 26	CNC 26		26	60	400	200	50	350	190		60.10	58800	



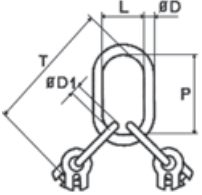
CP1 Masterlink / Bağlantı Halkası

Art. No:	Model	Zincir ölçüsü	D	P	L	T	Ağırlık	W.LL
			\perp Ø mm	Ø mm	mm	mm		
L5890 18 06	CP1 06	6	13	110	60	140	0.58	1.120
L5890 18 08	CP1 08	8	16	110	60	151	0.88	2.000
L5890 18 10	CP1 10	10	18	135	75	185	1.35	3.150
L5890 18 13	CP1 13	13	22	160	90	223	2.40	5.300
L5890 18 16	CP1 16	18	26	180	100	257	4.00	8.000



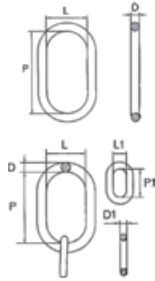
CP2 Masterlink / Bağlantı Halkası

Art. No:	Model	Zincir ölçüsü	D	P	L	T	Ağırlık	W.LL	W.LL
			\wedge Ø mm	Ø mm	mm	mm			
L5890 21 06	CP2 06	6	13	110	60	140	0.70	1.600	1.120
L5890 21 08	CP2 08	8	18	135	75	176	1.40	2.800	2.000
L5890 21 10	CP2 10	10	22	160	90	210	2.45	4.250	3.150
L5890 21 13	CP2 13	13	26	180	100	243	4.20	7.500	5.300
L5890 21 16	CP2 16	16	32	200	110	277	7.05	11.200	8.000



CP4 Masterlink / Bağlantı Halkası

Art. No:	Model	Zincir ölçüsü	D	P	L	D1	T	Ağırlık	W.LL	W.LL
			Ø mm	mm	mm	Ø mm	mm			
L5890 22 06	CP4 06	6	18	135	75	13	219	1.65	2.360	1.700
L5890 22 08	CP4 08	8	22	160	90	16	271	3.20	4.250	3.000
L5890 22 10	CP4 10	10	26	180	100	18	315	5.30	6.700	4.750
L5890 22 13	CP4 13	13	32	200	110	22	378	9.40	11.200	8.000
L5890 22 16	CP4 16	16	36	260	140	26	477	16.30	17.000	11.800

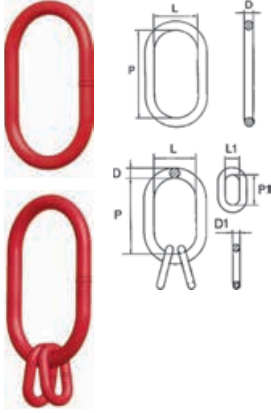


CO Masterlink / Bağlantı Halkası (1 Bacak)

Art. No:	Model	Zincir ölçüsü	D	D1	P	P1	L	L1	Ağırlık	W.LL
			\perp Ø mm	mm	mm	mm	mm	mm		
L5890 11 05	CO 8T1 06	6	13	-	180	-	100	-	0.60	1120
L5890 11 06	CO C8T1 08	8	18	-	180	-	100	-	1.06	2000
L5890 11 07	CO 8T1 10	10	20	-	180	-	100	-	1.32	3150
L5890 11 08	CO 8T1 13	13	22	-	180	-	100	-	1.62	5300
L5890 11 09	CO C16T1 06	6	20	13	260	54	140	25	2.02	1120
L5890 11 10	CO C16T1 08	8	20	16	260	70	140	34	2.20	2000
L5890 11 11	CO 16T1 10	10	22	-	260	-	140	-	2.21	3150
L5890 11 12	CO 16T1 13	13	26	-	260	-	140	-	3.18	5300
L5890 11 13	CO 16T1 16	16	30	-	260	-	140	-	4.30	8000
L5890 11 14	CO 16T1 18	18	35	-	260	-	140	-	5.97	10000
L5890 11 15	CO C25T1 06	6	22	13	340	54	180	25	3.04	1120
L5890 11 16	CO C25T1 08	8	22	16	340	70	180	34	3.21	2000
L5890 11 04	CO C25T1 10	10	26	18	340	85	180	40	4.58	3150
L5890 11 17	CO C25T1 13	13	26	20	340	85	180	40	4.72	5300
L5890 11 18	CO C25T1 16	16	30	22	340	115	180	50	6.51	8000
L5890 11 19	CO C25T1 18	18	40	26	340	140	180	65	11.81	10000

DIN 15401 Vinç Kancası İçin

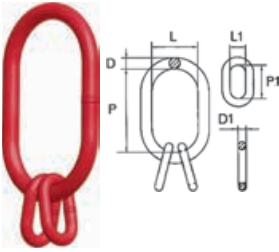
CO Masterlink / Bağlantı Halkası (2 Bacak)



Art. No:	Model	Zincir ölçüsü	D	D1	P	P1	L	L1	Ağırlık	W.LL
		\bigwedge Ø mm	mm	mm	mm	mm	mm	mm	kg	kg
L5890 11 20	CO C8T2 06	6	18	13	180	54	100	25	1.43	1600
L5890 11 21	CO C8T2 08	8	20	16	180	70	100	34	2.05	2800
L5890 11 22	CO 8T2 10	10	22	-	180	-	100	-	1.62	4250
L5890 11 23	CO C16T2 06	6	20	13	260	54	140	25	2.20	1600
L5890 11 24	CO C16T2 08	8	20	16	260	70	140	34	2.56	2800
L5890 11 25	CO C16T2 10	10	26	18	260	85	140	40	4.27	4250
L5890 11 26	CO C16T2 13	13	30	20	260	85	140	40	5.68	7500
L5890 11 27	CO C16T2 16	16	35	22	260	115	140	50	8.10	11200
L5890 11 28	CO C25T2 06	6	22	13	340	54	180	25	3.22	1600
L5890 11 29	CO C25T2 08	8	22	16	340	70	180	34	3.58	2800
L5890 11 30	CO C25T2 10	10	30	18	340	85	180	40	6.53	4250
L5890 11 04	CO C25T2 13	13	35	20	340	85	180	40	8.90	7500
L5890 11 31	CO C25T2 16	16	40	22	340	115	180	50	12.12	11200
L5890 11 32	CO C25T2 18	18	40	26	340	140	180	65	13.63	14000

DIN 15401 Vinç Kancası İçin

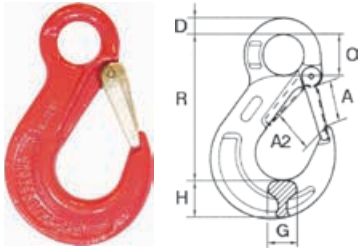
CO Masterlink / Bağlantı Halkası (4 Bacak)



Art. No:	Model	Zincir ölçüsü	D	D1	P	P1	L	L1	Ağırlık	W.LL
		\bigwedge Ø mm	mm	mm	mm	mm	mm	mm	kg	kg
L5890 11 33	CO C8T3 06	6	20	13	180	54	100	25	1.70	2360
L5890 11 34	CO C8T3 08	8	22	16	180	70	100	34	2.35	4250
L5890 11 35	CO C16T3 06	6	22	13	260	54	140	25	2.61	2360
L5890 11 36	CO C16T3 08	8	26	18	260	85	140	40	4.27	4250
L5890 11 37	CO C16T3 10	10	30	18	260	85	140	40	5.39	6700
L5890 11 38	CO C16T3 13	13	35	22	260	115	140	50	8.10	11200
L5890 11 39	CO C25T3 06	6	22	13	340	54	180	25	3.22	2360
L5890 11 40	CO C25T3 08	8	30	18	340	85	180	40	6.53	4250
L5890 11 01	CO C25T3 10	10	30	18	340	85	180	40	6.53	6700
L5890 11 02	CO C25T3 13	13	40	22	340	115	180	50	12.12	11200
L5890 11 41	CO C25T3 16	16	40	26	340	140	180	65	13.63	17000

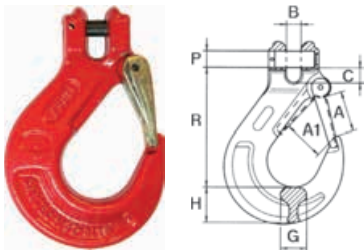
DIN 15401 Vinç Kancası İçin

CA Emniyet Mandallı Kanca



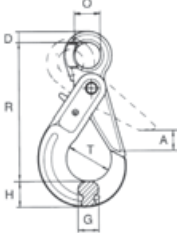
Art. No:	Model	Zincir ölçüsü		A	A2	D	G	H	O	R	Ağırlık	W.LL
		mm	inch	mm	mm	mm	mm	mm	mm	mm	kg	kg
L5890 06 06	CA 06	6	1/4	25	20.5	8.5	14.5	20	20.5	80.5	0.27	1120
L5890 06 07	CA 07	7	9/32	29.5	24.5	11	19	27	25	95.5	0.50	2000
L5890 06 08	CA 08	8	5/16	29.5	24.5	11	19	27	25	95.5	0.50	2000
L5890 06 10	CA 10	10	3/8	35.7	29	14	23.5	33	34	120.5	0.90	3150
L5890 06 13	CA 13	13	1/2	43.5	35.4	17.5	29	40	42.5	150	1.50	5300
L5890 06 16	CA 16	16	5/8	52.5	44	22	35.5	49	52	183	2.75	8000
L5890 06 20	CA 20	20	3/4	60	52	27	48	53	55	203	4.50	12500
L5890 06 22	CA 22	22	7/8	70	62	30	51.5	60	60	224	7.10	15000
L5890 06 26	CA 26	26	1	77	73	35	60	75	70	237	13.8	21200
L5890 06 32	CA 32	32	1 1/4	102	94	42	73	91	84	335	27.74	31500

CB Emniyet Mandallı Kanca



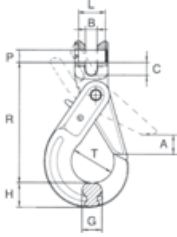
Art. No:	Model	Zincir ölçüsü		A	A1	B	C	G	H	P	R	Ağırlık	W.LL
		mm	inch	mm	mm	mm	mm	mm	mm	mm	mm	kg	kg
L5890 09 06	CB 06	6	1/4	25	19	6.7	8.5	14.5	20	7	73	0.24	1120
L5890 09 07	CB 07	7	9/32	29.5	24.5	8.7	9.8	19	27	9	86.3	0.53	2000
L5890 09 08	CB 08	8	5/16	29.5	24.5	8.7	9.8	19	27	9	86.3	0.53	2000
L5890 09 10	CB 10	10	3/8	35.7	29	12.2	13.5	23.5	33	13	105	0.95	3150
L5890 09 13	CB 13	13	1/2	43.5	35	15.3	17	28.5	40	16	128.5	1.67	5300
L5890 09 16	CB 16	16	5/8	56	45	18	22	37	48	20	155	3.00	8000
L5890 09 20	CB 20	20	3/4	61	53	23	26	51	52	24	183	5.70	12500
L5890 09 22	CB 22	22	7/8	72	62	24.5	29	50	62	27	213	8.80	15000
L5890 09 26	CB 26	26	1	77	73	30	34	60	75	30	230	13.5	21200

CRO Fırdöndülü Güvenlik Mandallı Kanca



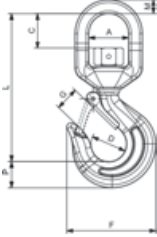
Art. No:	Model	Zincir ölçüsü		A	D	G	H	O	R	T	Ağırlık	W.LL
		mm	inch									
L5890 08 06	CRO 06	6	1/4	28	11	16	21	21	109	35	0.510	1120
L5890 08 07	CRO 07	7	9/32	34	12	20	26	25	135	43	0.936	2000
L5890 08 08	CRO 08	8	5/16	34	12	20	26	25	135	43	0.936	2000
L5890 08 10	CRO 10	10	3/8	45	16	25	30	33	168	56	1.626	3150
L5890 08 13	CRO 13	13	1/2	51	20	35	40	40	205	69	3.250	5300
L5890 08 16	CRO 16	16	5/8	60	27	36	50	50	251	80	6.050	8000
L5890 08 20	CRO 20	20	3/4	70	30	60	67	60	290	90	10.050	12500
L5890 08 22	CRO 22	22	7/8	80	32	62	70	70	322	100	14.400	15000

CRF Güvenlik Mandallı Kanca



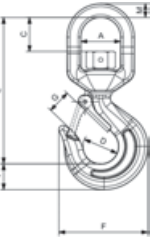
Art. No:	Model	Zincir ölçüsü		A	B	C	G	H	R	T	P x L	Ağırlık	W.LL
		mm	inch										
L5890 07 06	CRF 06	6	1/4	28	7	8	16	21	94	35	7.5 x 17.5	0.496	1120
L5890 07 07	CRF 07	7	9/32	34	9	10	20	26	123	43	9 x 22.5	0.934	2000
L5890 07 08	CRF 08	8	5/16	34	9	10	20	26	123	43	9 x 22.5	0.934	2000
L5890 07 10	CRF 10	10	3/8	45	12	14	25	30	143	56	13 x 31.5	1.580	3150
L5890 07 13	CRF 13	13	1/2	51	15	17	35	40	180	69	16 x 42	3.200	5300
L5890 07 16	CRF 16	16	5/8	60	19	19	36	50	215	80	21 x 51.5	5.950	8000
L5890 07 20	CRF 20	20	3/4	70	23	26	60	67	253	90	24 x 73	9.800	12500
L5890 07 22	CRF 22	22	7/8	80	26	32	62	70	287	100	26 x 72	14.400	15000

CRG Fırdöndülü Güvenlik Mandallı Kanca



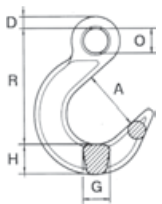
Art. No:	Model	Zincir ölçüsü		R	A	B	O	D	G	H	T	Ağırlık	W.LL
		mm	inch										
L5890 20 06	CRG 06	6	1/4	150	28	23	37	13	15	20	35	0.6	1120
L5890 20 07	CRG 07	7	9/32	185	34	27	37	13	19	24	43	1.1	2000
L5890 20 08	CRG 08	8	5/16	185	34	27	37	13	19	24	43	1.1	2000
L5890 20 10	CRG 10	10	3/8	217	45	35	42	16	23	30	56	2.0	3150
L5890 20 13	CRG 13	13	1/2	271	54	43	48	21	27	40	69	4.0	5300
L5890 20 16	CRG 16	16	5/8	334	62	58	62	22	37	49	80	6.8	8000

C7G Emniyet Mandallı Döner Kanca



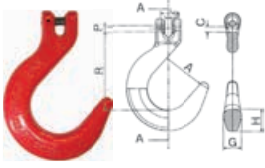
Art. No:	Model	Zincir ölçüsü		A	B	C	D	E	F	G	H	L	M	P	Ağırlık	W.LL
		mm	inch													
L5890 26 06	C7G0 125	6	1/4	38	10.5	37	33	40	82	21	17	137	13	22	0.780	1.3
L5890 26 07	C7G0 16	7	9/32	38	10.5	35	35	40	87	24	19	144	13	23.5	0.940	1.6
L5890 26 08	C7G0 25	8	5/16	47	13	43	38	49	98	25.5	24	171	16.5	28	1.583	2.5
L5890 26 10	C7G0 32	10	3/8	47	13	41	42	49	109	28.5	26	176	16.5	31	1.900	3.2
L5890 26 13	C7G0 54	13	1/2	58	15.5	52	51	61	134	36.5	31.5	214	20	38.5	3.650	5.4
L5890 26 16	C7G0 8	16	5/8	71	17.5	68	63	72	168	45.5	39	268	26	50.5	5.870	8
L5890 26 19	C7G0 115	19	3/4	81	22	70	76	83	202	55.5	45	311	29	61	9.750	12

CY Geniş Ağızlı Kanca



Art. No:	Model	Zincir ölçüsü		A	D	G	H	O	R	Ağırlık	W.LL
		mm	inch								
L5891 13 06	CY 06	6	1/4	53.5	11.5	22	26	15	102.5	0.61	1120
L5891 13 07	CY 07	7	9/32	62	13.5	25	29	24	128	0.92	2000
L5891 13 08	CY 08	8	5/16	62	13.5	25	29	24	128	0.92	2000
L5891 13 10	CY 10	10	3/8	76	14	23	30	32	150	1.77	3150
L5891 13 13	CY 13	13	1/2	89	19	38	40	27	173	2.82	5300
L5891 13 16	CY 16	16	5/8	102	24	45	48	47	210	5.03	8000
L5891 13 20	CY 20	20	3/4	114	28	54	60	56	260	7.6	12500
L5891 13 22	CY 22	22	7/8	127	32	63	70	55	275	12.3	15000
L5891 13 26	CY 26	22	1	136	35	72	80	62	305	17.9	21500
L5891 13 32	CY 32	22	1 1/4	153	38	84	95	70	330	27.3	31500

CYF Geniş Ağızlı Kanca



Art. No:	Model	Zincir ölçüsü		A	B	C	G	H	R	P x L	Ağırlık	W.L.L
		mm	inch	mm	mm	mm	mm	mm	mm	mm	kg	kg
L5890 13 06	CYF 06	6	1/4	53.5	11.5	22	26	15	102.5	7.5 x 17.5	0.61	1120
L5890 13 07	CYF 07	7	9/32	64	13.5	25	29	24	128	9 x 22.5	0.92	2000
L5890 13 08	CYF 08	8	5/16	64	13.5	25	29	24	128	9 x 22.5	0.92	2000
L5890 13 10	CYF 10	10	3/8	76	14	23	30	32	150	13 x 31.5	1.77	3150
L5890 13 13	CYF 13	13	1/2	89	19	38	40	27	173	16 x 42	2.82	5300
L5890 13 16	CYF 16	16	5/8	101	24	45	48	47	210	21 x 51.5	5.03	8000



CT C Kanca

Art. No:	Model	Zincir ölçüsü		A	B	C	G	H	R	P x L	Ağırlık	W.L.L
		mm	inch	mm	mm	mm	mm	mm	mm	mm	kg	kg
L5890 05 07	CT 07	7	9/32	20	9	11	22	27	90	9 x 22.5	0.56	2000
L5890 05 08	CT 08	8	5/16	20	9	11	22	27	90	9 x 22.5	0.56	2000
L5890 05 10	CT 10	10	3/8	28	12	14	28	39	129	13 x 31.5	1.40	3150
L5890 05 13	CT 13	13	1/2	39	15	17	35	51	166	16 x 42	3.00	5300



CS Boğma Kancası

Art. No:	Model	Zincir ölçüsü		A	B	F	P	G	H	Ağırlık	W.L.L
		mm	inch	mm	mm	mm	mm	mm	mm	kg	kg
L5890 27 07	CS 07	7	9/32	9	9.8	58	9	17	2.5	0.48	2000
L5890 27 08	CS 08	8	5/16	9	9.8	58	9	17	2.5	0.48	2000
L5890 27 10	CS 10	10	3/8	12.5	12.9	84	13	22	3.3	0.89	3150
L5890 27 13	CS 13	13	1/2	16.5	16	94	16	24	4	1.50	5300



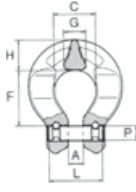
CL Bağlantı Elamanı

Art. No:	Model	Zincir ölçüsü		A	C	O	R	P	S	Ağırlık	W.L.L
		mm	inch	mm	mm	mm	mm	mm	mm	kg	kg
L5890 04 06	CL 06	6	1/4	16	18	16.5	43	7.2	6.8	0.07	1120
L5890 04 07	CL 07	7	9/32	17.8	20	20.5	50.5	10.2	9	0.10	1500
L5890 04 08	CL 08	8	5/16	19	25.5	23.5	62	11.5	10	0.25	2000
L5890 04 10	CL 10	10	3/8	23.8	30	27.5	72	12.6	12.6	0.35	3150
L5890 04 13	CL 13	13	1/2	28	36	33.3	87.3	19	16.7	0.68	5300
L5890 04 16	CL 16	16	5/8	34.3	40.5	39.5	103	20.6	20.6	1.10	8000
L5890 04 20	CL 20	20	3/4	44	48	47	116	23	23	1.70	12500
L5890 04 22	CL 22	22	7/8	49	51	55	133	26.5	26.5	2.20	15000
L5890 04 26	CL 26	26	1	60	60	66	148	31.5	31.5	4.20	21200
L5890 04 32	CL 32	32	1 1/4	80	77	86	190	40	32	7.19	31500



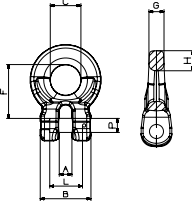
CLS Bağlantı Elamanı

Art. No:	Model	Zincir ölçüsü		A	B	C	D	E	F	G	H	I	Ağırlık	W.L.L
		mm	inc	mm	mm	mm	mm	mm	mm	mm	mm	mm	kg	kg
L5890 14 07	CLS 07	7	9/32	40	58	24	20	24	14	17	9	10	0.28	2000
L5890 14 08	CLS 08	8	5/16	40	58	24	20	24	14	17	9	10	0.28	2000
L5890 14 10	CLS 10	10	3/8	40	81	35	30	30	14	23	11	13	0.47	3150
L5890 14 13	CLS 13	13	1/2	55	104	48	36	36	18	28	16	16	0.99	5300
L5890 14 16	CLS 16	16	5/8	67	115	57	40	44	24	36	21	21	2.0	8000
L5890 14 20	CLS 20	20	3/4	82	134	65	50	52	29	40	23	23	2.3	12500
L5890 14 22	CLS 22	22	7/8	125	177	100	59	68	39	43	27	27	6.3	15000



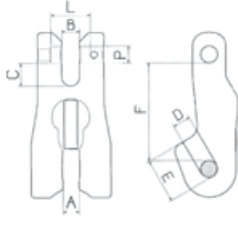
CZ Kanca Elamanı

Art. No:	Model	Zincir ölçüsü		A	C	F	G	H	P x L	Ağırlık	W.LL
		mm	inch								
L5890 15 07	CZ 07	7	9/32	8.7	24	32	11	18	9.5 x 33.5	0.18	2000
L5890 15 08	CZ 08	8	5/16	8.7	24	32	11	18	9.5 x 33.5	0.18	2000
L5890 15 10	CZ 10	10	3/8	12.5	32	44	14	19	13.0 x 43.5	0.35	3150
L5890 15 13	CZ 13	13	1/2	15	40	55	17	25	17.0 x 57.0	0.72	5300
L5890 15 16	CZ 16	16	5/8	19	50	65	22	30	21.0 x 69.0	1.20	8000



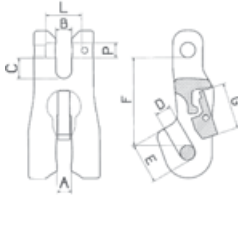
CPA Kanca Elamanı

Art. No:	Model	Zincir ölçüsü		A	B	C	F	G	H	P x L	Ağırlık	W.LL
		mm	inch									
L5890 16 06	CPA 6	6	1/4	7.5	32	18	32	9.8	11	7.5 x 21	0.15	1120
L5890 16 08	CPA 08	8	5/16	9.5	40	24	42.5	12	15	9 x 26	0.28	2000
L5890 16 10	CPA 10	10	3/8	12	48	30	51.5	15.7	18	13 x 31.5	0.5	3150
L5890 16 13	CPA 13	13	1/2	15.5	54	36	63.5	19	21.5	16 x 42	0.9	5300
L5890 16 16	CPA 16	16	5/8	18	70	47	79.5	22.7	27.5	21 x 51.5	1.8	8000



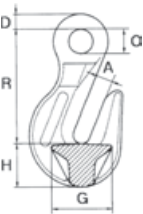
CX Kısaltma Aparatı

Art. No:	Model	Zincir ölçüsü		A	B	C	D	E	F	P x L	Ağırlık	W.LL
		mm	inch									
L5890 03 06	CX 06	6	1/4	8	8	10	8	19	45	7.5 x 17.5	0.21	1120
L5890 03 07	CX 07	7	9/32	9.5	9.5	10	9.5	23.5	56	9 x 22.5	0.48	1500
L5890 03 08	CX 08	8	5/16	9.5	9.5	10	9.5	23.5	56	10 x 22.5	0.48	2000
L5890 03 10	CX 10	10	3/8	12	12	14.5	12	32.5	78	13 x 31.5	1.12	3150
L5890 03 13	CX 13	13	1/2	15.5	15.5	18	15.5	44	90	16 x 42	1.83	5300
L5890 03 16	CX 16	16	5/8	19	21	21	19	50	106	21 x 51.5	2.83	8000



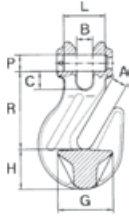
CX S Yarı Bağlantılı Kısaltma Aparatı

Art. No:	Model	Zincir ölçüsü		A	B	C	D	E	F	G	P x L	Ağırlık	W.LL
		mm	inch										
L5890 03 06	CX 06 S	6	1/4	8	8	10	8	19	45	23	7.5 x 17.5	0.21	1120
L5890 03 07	CX 07 S	7	9/32	9.5	9.5	10	9.5	23.5	56	29	9 x 22.5	0.48	1500
L5890 03 08	CX 08 S	8	5/16	9.5	9.5	10	9.5	23.5	56	29	10 x 22.5	0.48	2000
L5890 03 10	CX 10 S	10	3/8	12	12	14.5	12	32.5	78	36	13 x 31.5	1.12	3150
L5890 03 13	CX 13 S	13	1/2	15.5	15.5	18	15.5	44	90	35	16 x 42	1.83	5300
L5890 03 16	CX 16 S	16	5/8	19	21	21	19	50	106	38	21 x 51.5	2.83	8000



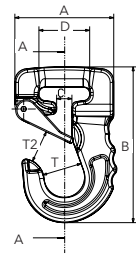
CD Kısaltma Kancası

Art. No:	Model	Zincir ölçüsü		A	D	G	H	O	R	P x L	Ağırlık	W.LL
		mm	inch									
L5890 19 06	CD 06	6	1/4	8	8.5	22	22	13.5	53.5	0.18	1120	1120
L5890 19 07	CD 07	7	9/32	10	10	30	24	16	60	0.23	2000	1500
L5890 19 08	CD 08	8	5/16	10	10	30	24	16	60	0.23	2000	2000
L5890 19 10	CD 10	10	3/8	13	11	44	31	21	80	0.59	3150	3150
L5890 19 13	CD 13	13	1/2	17	16	53	38	26	104	1.24	5300	5300
L5890 19 16	CD 16	16	5/8	20	19	64	60	30	129	2.6	8000	8000
L5890 19 20	CD 20	20	3/4	23	22	85	65	36	153	4.2	12500	12500
L5890 19 22	CD 22	22	7/8	26	30	87	71	42	184	5.35	15000	15000
L5890 19 26	CD 26	26	1	30.5	36	100	90	55	213	13	21200	21200
L5890 19 32	CD 32	32	1 1/4	38.5	44	160	112	59	245	30.5	31500	31500



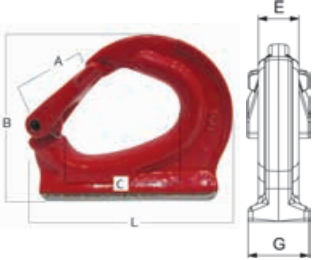
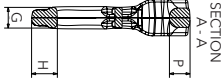
CF Kısıltma Kancası

Art. No:	Model	Zincir ölçüsü		A	B	C	G	H	R	P x L	Ağırlık	W.LL
		mm	inch									
L5890 15 06	CF 06	6	1/4	8	8	8.8	22	22	51.5	7.5 x 17.5	0.20	1120
L5890 15 07	CF 07	7	9/32	10	9	10	30	24	50	9 x 22.5	0.27	2000
L5890 15 08	CF 08	8	5/16	10	9	10	30	24	50	9 x 22.5	0.27	2000
L5890 15 10	CF 10	10	3/8	13	13	14	44	31	72	13 x 31.5	0.75	3150
L5890 15 13	CF 13	13	1/2	17	17	17	53	38	88	16 x 42	1.35	5300
L5890 15 16	CF 16	16	5/8	20	21	20	64	60	111	21 x 51.5	2.8	8000
L5890 15 20	CF 20	20	3/4	24	24	24	85	65	130	24 x 61.5	4.8	12500
L5890 15 22	CF 22	22	7/8	26	26	26	87	68	139	26 x 72	5.65	15000
L5890 15 26	CF 26	26	1	30.5	30	35	100	90	190.5	30 x 80	13.5	21200



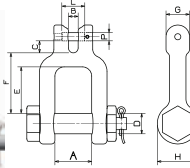
CJ Polyester Sapan Kancası

Art. No:	Renk kodu	Model	A		B	C	D	G	H	P	T	T2	Ağırlık	W.LL
			mm	mm										
L5890 03 01		CJ 01	78	123	12	41	17	20	16	31	26	0.7	1000	
L5890 03 02		CJ 02	91	148	19	55	21	26	17	40	31	1.2	2000	
L5890 03 03		CJ 03	113	175	21	55	25	32	25	50	37	2.2	3000	
L5890 03 04		CJ 04	133	223	40	70	36	40	36	59.5	43	4.5	4000	
L5890 03 05		CJ 05	133	223	40	70	36	40	36	59.5	43	4.5	5000	
L5890 03 06		CJ 06	133	223	40	70	36	40	36	59.5	43	4.5	6000	
L5890 03 08		CJ 08	188	302	50	105	40	60	42	80	65	12.75	8000	
L5890 03 10		CJ 10	188	302	50	105	40	60	42	80	65	12.75	10000	



Kaynaklı Kanca

Art. No:	Model	A	B	C	E	G	L	W.LL	Bacak								
									90° 1	90° 2	0° - 45° - 0° - 60° 3		0° - 45° - 0° - 60° 4				
									mm	mm	mm	mm	mm	mm	mm	mm	kg
5890 10 01	805	25	76	59.5	20	25	97	1120	1.12	2.24	1.57	1.12	2.35	1.68	1.12		
5890 10 02	806	26.5	92	65	22	34	114	2000	2	4	2.8	2	4.2	3	2		
5890 10 03	807	29	106	75	24	36	129	3000	3	6	4.2	3	6.3	4.5	3		
5890 10 04	808	34.5	130	92	30	45	171	5000	5	10	7	5	10.5	7.5	5		
5890 10 05	809	34.5	135	98	39	51	177	8000	8	16	11.2	8	16.8	12	8		
5890 10 06	810	51	171.5	134.5	39	53	223	10000	10	20	14	10	21	15	10		



CW Pimli Çatal Bağlantı

Art. No:	Model	Zincir ölçüsü		A	B	C	D	E	F	G	H	P x L	Ağırlık	W.LL
		mm	inch											
L5890 28 06	CW 06	6	1/4	36	9	11.5	20	45.5	59.5	23	40	7 x 17.5	0.8	1120
L5890 28 08	CW 08	8	5/16	36	9	11	20	45.5	59.5	23	40	9 x 22.5	0.8	2000



CKP Kanca Kilit Kiti

Model		CKP 06	CKP 07 S	CKP 07	CKP 08	CKP 08 S	CKP 10	CKP 10F	CKP 13	CKP 13F	CKP 16	CKP 16B	CKP 20	CKP 20B	CKP 22	CKP 26
Zincir ölçüsü	mm	6	7	7	8	8	10	10	13	13	16	16	20	20	22	26
	inch	1/4	9/32	9/32	5/16	5/16	3/8	3/8	1/2	1/2	5/8	5/8	3/4	3/4	7/8	1
Uyumlu modeller		CB	CX S	CYF	CYF	CX S	CB	CYF 10	CB	CYF	CF	CB	CF	CB	CB	CB
		CRF	CX	CB	CB	CX	CF		CF		CRF	CYF		CRF	CF	CF
		CX		CF	CF		CRF		CRF		CX					CRF
		CX S		CRF	CRF		CS		CS		CX S					
				CS	CS		CT		CT							
				CT	CT		CX		CX							



CKS CKL Emniyet Mandallı Kanca Kiti

Art. No:	LY10920 10 10	LY10920 10 11	LY10920 10 12	LY10920 10 13	LY10920 10 14							
Model	CKS 06 CKL 06	CKS 07 CKL 07	CKS 08 CKL 08	CKS 10 CKL 10	CKS 13 CKL 13	CKS 16	CKS 16 B	CKS 20 B	CKS 22	CKP 26	CKP 32	
Zincir ölçüsü	mm	6	7	8	10	13	16	16	20	22	26	32
	inch	1/4	9/32	5/16	3/8	1/2	5/8	5/8	3/4	7/8	1	11/4
Uyumlu modeller		CA	CA	CA	CA	CA	CA	CB	CA	CA	CA	CA
		CB	CB	CB	CB	CB			CB	CB	CB	
			CJ	CJ	CJ	CJ				CJ		
					CJ	CJ				CJ		



CLK Gövde Mandallı Kanca Kiti

Art. No:	LY10920 10 15	LY10920 10 16	LY10920 10 17	LY10920 10 18	LY10920 10 19				
Model	CLK 06	CLK 07	CLK 08	CLK 10	CLK 13	CLK 16	CLK 22	CKP 26	CKP 32
Zincir ölçüsü	mm	6	7	8	10	13	16	22	26
	inch	1/4	9/32	5/16	3/8	1/2	5/8	3/4	7/8
Uyumlu modeller	CL	CL	CL	CL	CL	CL	CL	CL	CL



CKSL Kanca Kilit Kiti

Model		CKSL 06	CKSL 07	CKSL 08	CKSL 10	CKSL 13	CKSL 16
Zincir ölçüsü	mm	6	7	8	10	13	16
	inch	1/4	9/32	5/16	3/8	1/2	5/8
Uyumlu modeller		CRF	CRF	CRF	CRF	CRF	CRF
		CRO	CRO	CRO	CRO	CRO	CRO
		CRG	CRG	CRG	CRG	CRG	CRG



CKX Kanca Kilit Kiti

Model		CKX 06	CKX 07	CKX 08	CKX 10	CKX 13	CKX 16	CKSL 20	CKSL 22
Zincir ölçüsü	mm	6	7	8	10	13	16	20	22
	inch	1/4	9/32	5/16	3/8	1/2	5/8	3/4	7/8
Uyumlu modeller		CX S	CX S	CX S	CX S	CX S	CX S	CX S	CX S

Sapan Etiketi

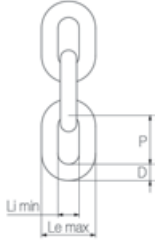


Art No:	Model
2903 50 06	Flexitag 6 mm
2903 50 08	Flexitag 8 mm
2903 50 10	Flexitag 10 mm
2903 50 13	Flexitag 13 mm
2903 50 16	Flexitag 16 mm
2903 50 20	Flexitag 20 mm
2903 50 21	Flexitag Neutral

GRADE 6 - ZİNCİR SAPAN ve AKSESUARLARI

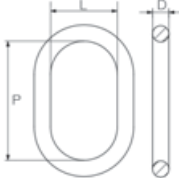
Zincir Sapan Kapasite Tablosu

Zincir ölçüsü	1 bacaklı	2 bacaklı		3 bacaklı	4 bacaklı	Boğma sapanlar
	1	1.4 0° < B ≤ 45°	1 45° < B ≤ 60°	2.1 0° < B ≤ 45°	1.5 45° < B ≤ 60°	1.6
mm	kg	kg	kg	kg	kg	kg
6	900	1250	900	1890	1350	1440
7	1250	1750	1250	2600	1850	2000
8	1600	2200	1600	3350	2400	2500
10	2500	3500	2500	5250	3750	4000
13	4250	5950	4250	8900	6350	6800
16	6300	8800	6300	13200	9400	10000



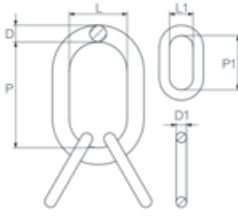
C6XC8182 Zincir

Art. No:	Model	Zincir ölçüsü		P	Tolerans	Li min.	Le maks.	Ağırlık	W.L.L.	B.F.
		mm	inch							
L5650 00 01	C6XC8 18206	6	1/4	18	± 0.5	7.8	22.2	0.8	900	35.3
L5650 00 02	C6XC8 18207	7	9/32	21	± 0.6	9.1	25.9	1.1	1250	49.1
L5650 00 03	C6XC8 18208	8	5/16	24	± 0.7	10.4	29.6	1.4	1600	62.8
L5650 00 04	C6XC8 18210	10	3/8	30	± 0.9	13	37	2.2	2500	98.1
L5650 00 05	C6XC8 18213	13	1/2	39	± 1.2	16.9	48.1	3.8	4250	166.8
L5650 00 06	C6XC8 18216	16	5/8	48	± 1.4	20.8	59.2	5.7	6300	247.3



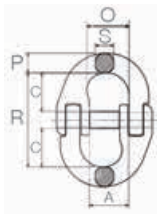
C6XCM Masterlink / Bağlantı Halkası

Art. No:	Model	Zincir ölçüsü		D	P	L	Ağırlık	W.L.L.
		∅ mm	∧ mm					
L5650 00 15	C6XCM 07 06	6/7	6	13	110	60	0.34	1600
L5650 00 16	C6XCM 08	8	-	13	110	60	0.34	1600
L5650 00 17	C6XCM 10 08	10	7-8	16	110	60	0.53	2600
L5650 00 18	C6XCM 13 10	13	10	18	135	75	0.80	4250
L5650 00 19	C6XCM 16 13	16	13	22	160	90	1.50	6300
L5650 00 20	C6XCM 18 16	18	16	26	180	100	2.30	8900



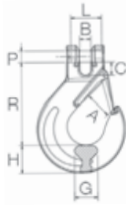
C6XCMC Masterlink / Bağlantı Halkası

Art. No:	Model	Zincir ölçüsü	D	P	L	D1	P1	L1	Ağırlık	W.L.L.
L5650 00 21	C6XCMC 06	6	13	110	60	10	44	20	0.52	1890
L5650 00 22	C6XCMC 07	7	16	110	60	13	54	25	0.97	2600
L5650 00 23	C6XCMC 08	8	18	135	75	16	70	34	1.60	3350
L5650 00 24	C6XCMC 10	10	22	160	90	18	85	40	2.76	5250
L5650 00 25	C6XCMC 13	13	26	180	100	22	115	50	4.450	8900
L5650 00 26	C6XCMC 16	16	32	200	110	26	140	65	7.550	13200



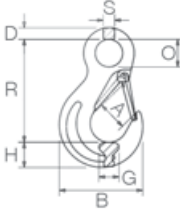
C6XCL Bağlantı Elamanı

Art. No:	Model	Zincir ölçüsü		A	C	O	R	P	S	Ağırlık	W.L.L.
		mm	inch								
L5650 00 27	C6XCL 06	6	1/4	14	18	18	45	8	7.5	0.080	900
L5650 00 28	C6XCL 07	7	9/32	18	20	20.5	50.5	10.2	9	0.140	1250
L5650 00 29	C6XCL 08	8	5/16	19	25.5	23.5	62	11.5	10	0.200	1600
L5650 00 30	C6XCL 10	10	3/8	24	30	27.5	72	12.6	12.6	0.350	2500
L5650 00 31	C6XCL 13	13	1/2	28	36	33.5	87.5	19	16.7	0.730	4250
L5650 00 32	C6XCL 16	16	5/8	34.5	40.5	39.5	105	20.6	20.6	1.470	6300



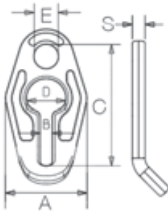
C6XCB Emniyet Mandallı Kanca

Art. No:	Model	Zincir ölçüsü		A	B	C	G	H	R	PxL	Ağırlık	W.LL
		mm	inch	mm	mm	mm	mm	mm	mm	mm	kg	kg
L5650 00 52	C6XCB 06 SF	6	1/4	23	7.2	8.5	13.5	21	81	8x19.5	0.33	900
L5650 00 53	C6XCB 07 SF	7	9/32	32	9.5	12	19.5	29	112	8x22.5	0.79	1250
L5650 00 54	C6XCB 08 SF	8	5/16	32	9.5	11	19.5	29	111	10x22.5	0.84	1600
L5650 00 55	C6XCB 10 SF	10	3/8	39	12	15	27	33	122.5	13x31.5	1.43	2500



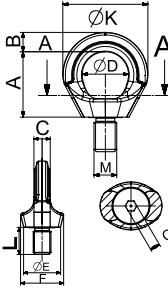
C6XCA Emniyet Mandallı Kanca

Art. No:	Model	Zincir ölçüsü		A	B	D	G	H	O	R	S	Ağırlık	W.LL
		mm	inch	mm	mm	mm	mm	mm	mm	mm	mm	kg	kg
L5650 00 47	C6XCA 06 SF	5-6	7/32 - 1/4	23	7.2	8	13.5	21	21	90	8	0.310	900
L5650 00 48	C6XCA 08 SF	7-8	9/32 - 5/16	32	10.3	13	19.5	29	27	118	13	0.810	1600
L5650 00 49	C6XCA 10 SF	10	3/8	39	12.0	15	27	33	37	140	15	1.570	2500
L5650 00 50	C6XCA 13 SF	13	1/2	51	15.5	18	35	46	48	182	18	3.090	4250
L5650 00 51	C6XCA 16 SF	16	5/8	66	18.3	24	44	51	55	213	24	5.360	6300



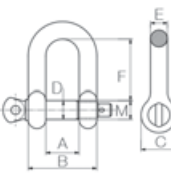
C6XAC Kısaltma Aparatı

Art. No:	Model	Zincir ölçüsü		A	B	C	D	E	S	Ağırlık	W.LL
		mm	inch	mm	mm	mm	mm	mm	mm	mm	kg
L5650 00 42	C6XAC 06	5-6	7/32 - 1/4	55	8	81	26	16	8.5	0.250	900
L5650 00 43	C6XAC 08	7-8	9/32 - 5/16	71	11	110	34	22	10.5	0.590	1600
L5650 00 44	C6XAC 10	10	3/8	90	12	135	40	26	13	1.130	2500
L5650 00 45	C6XAC 13	13	1/2	112	17	170	52	32	16.5	2.370	4250
L5650 00 46	C6XAC 16	16	5/8	135	20.5	202	64	38	20	4.120	6300



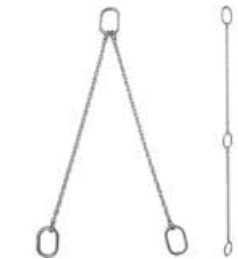
C6X807 Eyebolt

Art. No:	Model	A	B	C	D	E	F	K	L	CH	Ağırlık	W.LL
		mm	mm	mm	mm	mm	mm	mm	mm	mm	mm	kg
L5650 00 38	C6X807 HT12	43	12.5	11.5	30	30	36.5	55.5	18	8	0.20	500
L5650 00 39	C6X807 HT16	49.5	14.5	15.7	35	35	41.8	64.5	24	10	0.35	1000
L5650 00 40	C6X807 HT20	58	16	18	40	42	51.5	74.5	30	12	0.60	2000
L5650 00 41	C6X807 HT24	69	20.5	22	49	50	58	90	36	12	1	2500



C6XSH Pimli U Mapa

Art. No:	Model	A	B	C	D	E	F	M	Ağırlık	W.LL
		mm	mm	mm	mm	mm	mm	mm	kg	kg
L5650 00 33	C6XSH 005	18	34	18	9	8	33	M10	0.070	500
L5650 00 33	C6XSH 012	25	49	25	13	12	40	M14	0.220	1250
L5650 00 34	C6XSH 020	32	64	32	17	16	60	M18	0.520	2000
L5650 00 35	C6XSH 032	41	79	47	21	19	78	M22	0.800	3200
L5650 00 36	C6XSH 050	56	106	60	29	25	109	M30	2.200	5000
L5650 00 37	C6XSH 130	76	144	75	38	34	152	M39	7.000	13000



C6XPMP Paslanmaz Pompa Zinciri

Art. No:	Model	Zincir ölçüsü		Master link (A)			Master link (B)			Ağırlık	W.LL
		mm	inch	D mm	P mm	L mm	D1 mm	P1 mm	L1 mm		
L5650 00 07	C6XPMP 04	4	5/32	7.7	70	35	4	16	7	0.35	400
L5650 00 08	C6XPMP 05	5	13/64	10	80	50	7	35	16	0.7	630
L5650 00 09	C6XPMP 06	6	1/4	13	110	60	8	35	16	1.1	900
L5650 00 10	C6XPMP 07	7	9/32	13	110	60	8	35	16	1.3	1250
L5650 00 11	C6XPMP 08	8	5/16	13	110	60	10	44	20	1.8	1600
L5650 00 12	C6XPMP 10	10	3/8	16	110	60	13	54	25	3	2500
L5650 00 13	C6XPMP 13	13	1/2	22	160	90	16	70	34	11	4250
L5650 00 14	C6XPMP 16	16	5/8	26	180	100	20	85	40	17	6300